NOTES

MECHANICAL

1. HOUSING : THERMOPLASTIC-LCP, UL94V-0, BLACK
2. CONTACT(S) : COPPER ALLOY
3. SHIELD : STAINLESS STEEL

SPECIFICATION

1. RATING : 10V AC, 1 AMPHERE MAX. PER CONTACT
2. CONTACT RESISTANCE : 60mΩ MAX.
3. INSULATION RESISTANCE : 1,000MΩ MIN.
4. DIELECTRIC WITHSTANDING VOLTAGE : 500V AC FOR 1 MINUTE
5. OPERATION LIFE : 5,000 CYCLES MIN.
6. WAVE SOLDERING PEAK TEMPERATURE : 265°C FOR 10 SEC(s).

PRODUCT ORDER OPTION

ZCR02-11 * R012P3

PLATING
0~Au 0.2~1μ ON CONTACT AREA
2~Au 3μ ON CONTACT AREA
4~Au 15μ ON CONTACT AREA

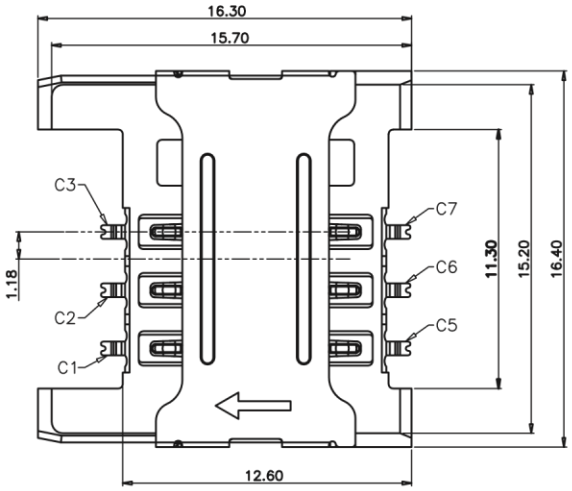

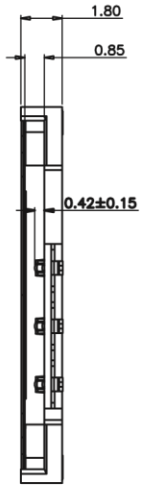

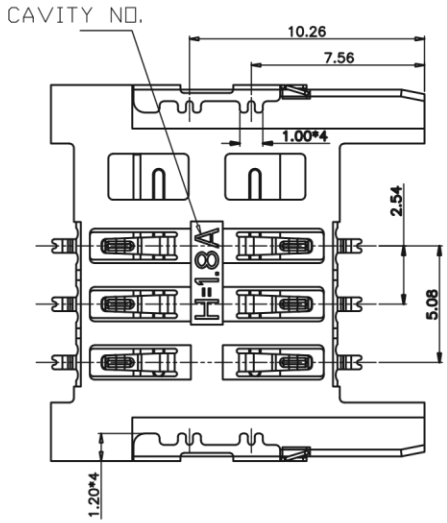

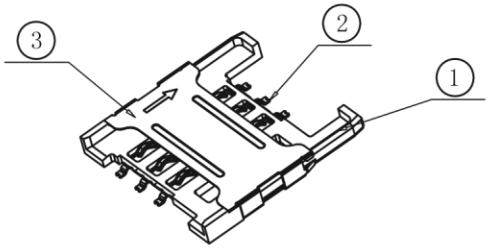

TABLE B:

PIN NO.	PIN NAME
C1	Supply Voltage Vcc
C2	Rest(RST)
C3	Clock(CLK)
C4	RFU
C5	Ground(GND)
C6	Programming Voltage Vpp
C7	I/O
C8	RFU

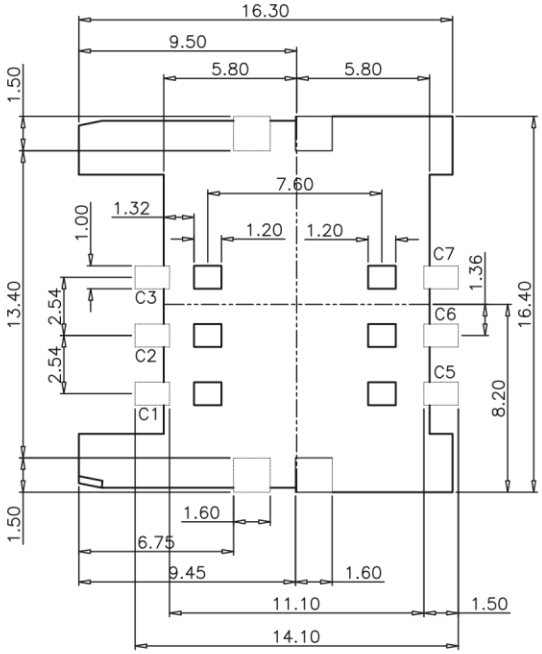

RECOMMENDED PCB LAYOUT

TOLERANCES:±0.05

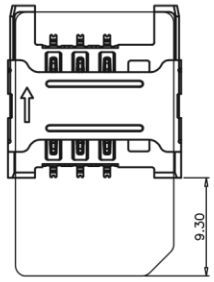

SCALE 1:2

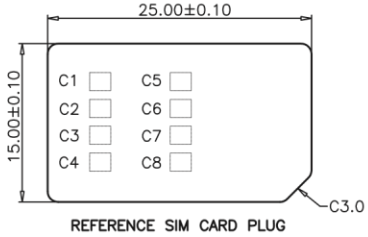

REFERENCE SIM CARD PLUG

SCALE 1:2

QUALITY CONTROLLING DIMENSION (ALL MARKED THE SYMBOL ☆)	METRIC	Han Electronic
	DRAWER: Y. TOMITA	
	APPROVER: P. TURNEAU	
RoHS COMPLIANTS / HALOGEN FREE / LEAD FREE	DIMENSIONS ARE IN MILLIMETERS TOLERANCES: X. ---- ; X.X ±0.10 ; X.XX ±0.05 ; X.XXX ±0.02 ; ANGLES ±3° ; DO NOT SCALE DRAWINGS	TITLE: SIM CARD CONNECTOR 1.80mm HEIGHT
	THIRD ANGLE PROJECTION	PRODUCT NUMBER: ZCR02-11*R012P3
	SIZE: A4 ; REV.	SCALE: NONE ; SHEET 1 OF 1